

Changing Class Configurations in the United States:

Wealth, Race, Deindustrialization

- From 1920s to 40s, share of income going to top 10% in US was around 45%
 - Around WWII, declined to about 33% and stayed until 1970s
 - Has increased dramatically since; in 2006 top 10% earned 50% of national income (more than in Roaring Twenties)
- from research of economist Emmanuel Saez

- -in 1980, average CEO made 42 times average worker in US, in 2012, it was 380x
- In 2005, Bill Gates made 46.5 billion and Warren Buffet \$44 for total of 90.5 billion; equal to wealth of bottom 40% of US population was \$95 billion

From *Plutocrats: The Rise of the New Global Super Rich*
by Chrystia Freeland (2012)

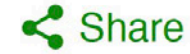
- **billionaires made more money in 2017 than any year in recorded history in part because of booming stock market**
- **Fortunes of superwealthy are increasing at far greater rate than turn of 20th century old money - (i.e. Rothschilds, Rockefellers, Vanderbilts, etc).**
- **“The past 30 years have seen far greater wealth creation than the Gilded Age”**

-From UBS Swiss Bank “Billionaire’s Report”, 2018 (provides services to wealthy)

Billionaires see fortunes rise by 27% during the pandemic

By Simon Read
Business reporter

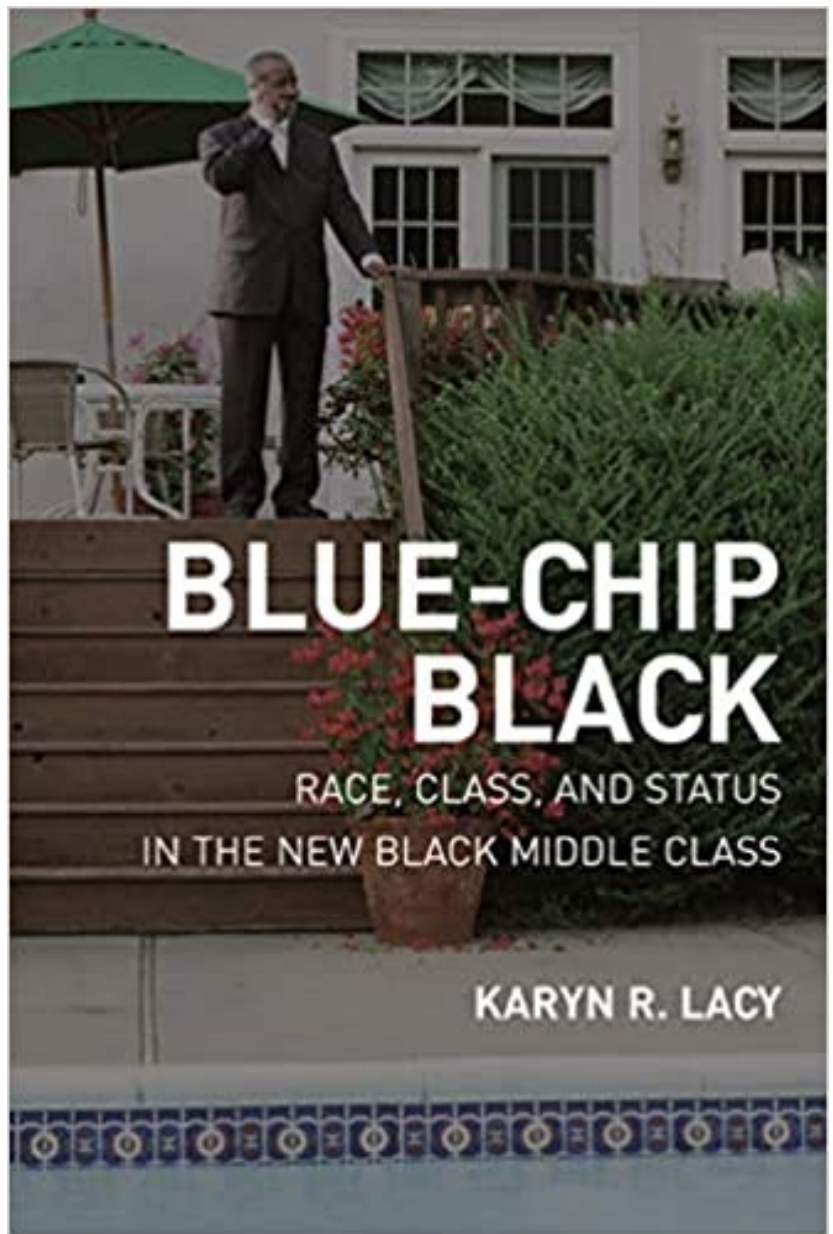
7 October 2020



The world's richest saw their wealth climb 27.5% to \$10.2trn (£7.9trn) from April to July this year, according to a report from Swiss bank UBS.

Read, Simon. "[Billionaires See Fortunes Rise by 27% During the Pandemic](#)." October 7, 2020. BBC. © BBC.com. All rights reserved. This content is excluded from our Creative Commons license. For more information, see <https://ocw.mit.edu/help/faq-fair-use/>.

As reported by BBC



BLUE CHIP BLACKS by Karyn Lacy

-CULTURAL CAPITAL – refinements on Bourdieu

-exclusionary boundary work

-inclusionary boundary work

-script switching (code switching)

INVEST IN YOU: READY. SET. GROW.

For families of color, the pandemic brings an outsized financial hit

PUBLISHED WED, NOV 18 2020 • 10:35 AM EST



Michelle Fox
@MFOXCNBC

SHARE



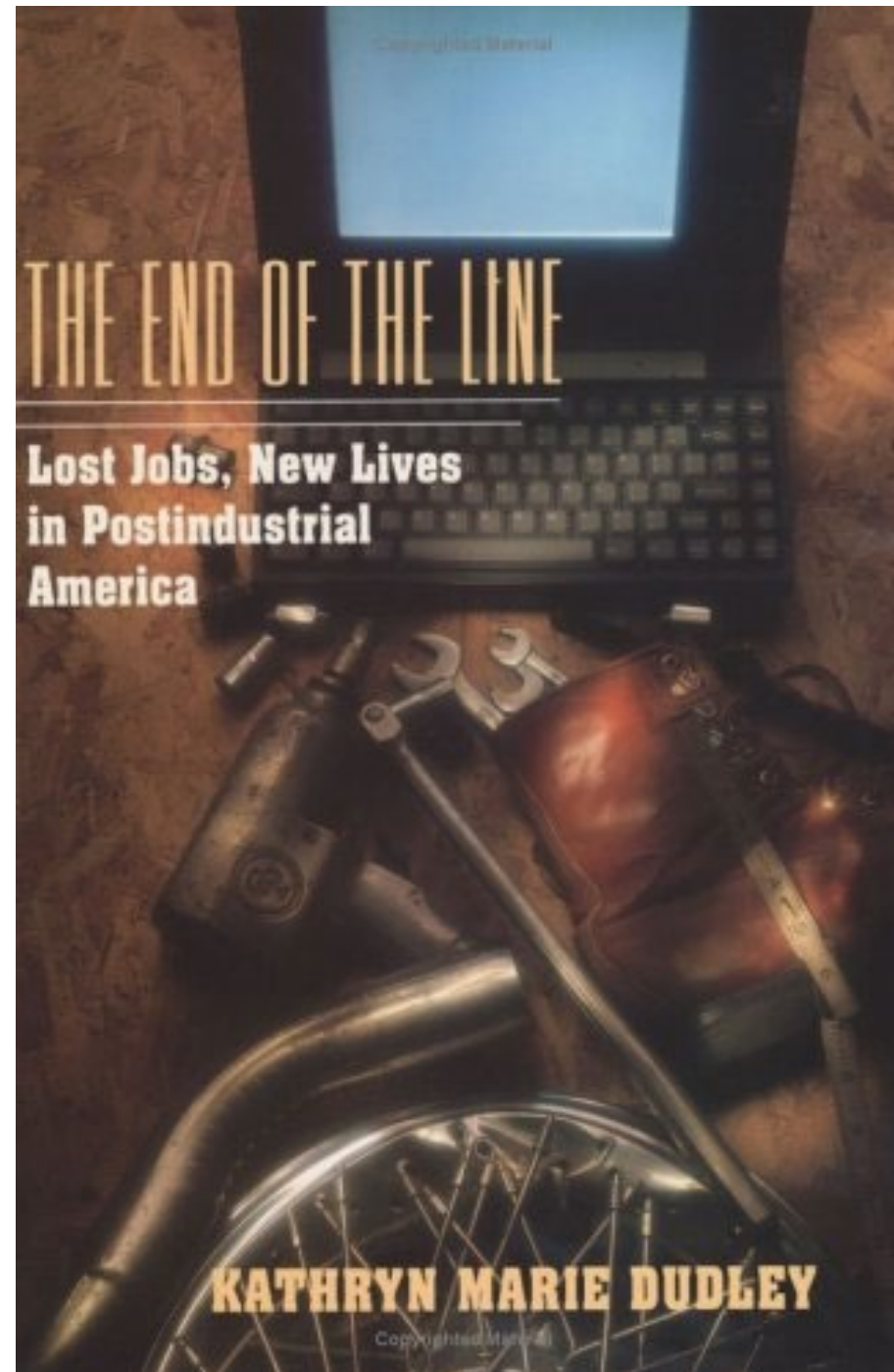
Tony Anderson | Getty Images

The economic fallout from the coronavirus pandemic is hitting families of color particularly hard.



RELATED

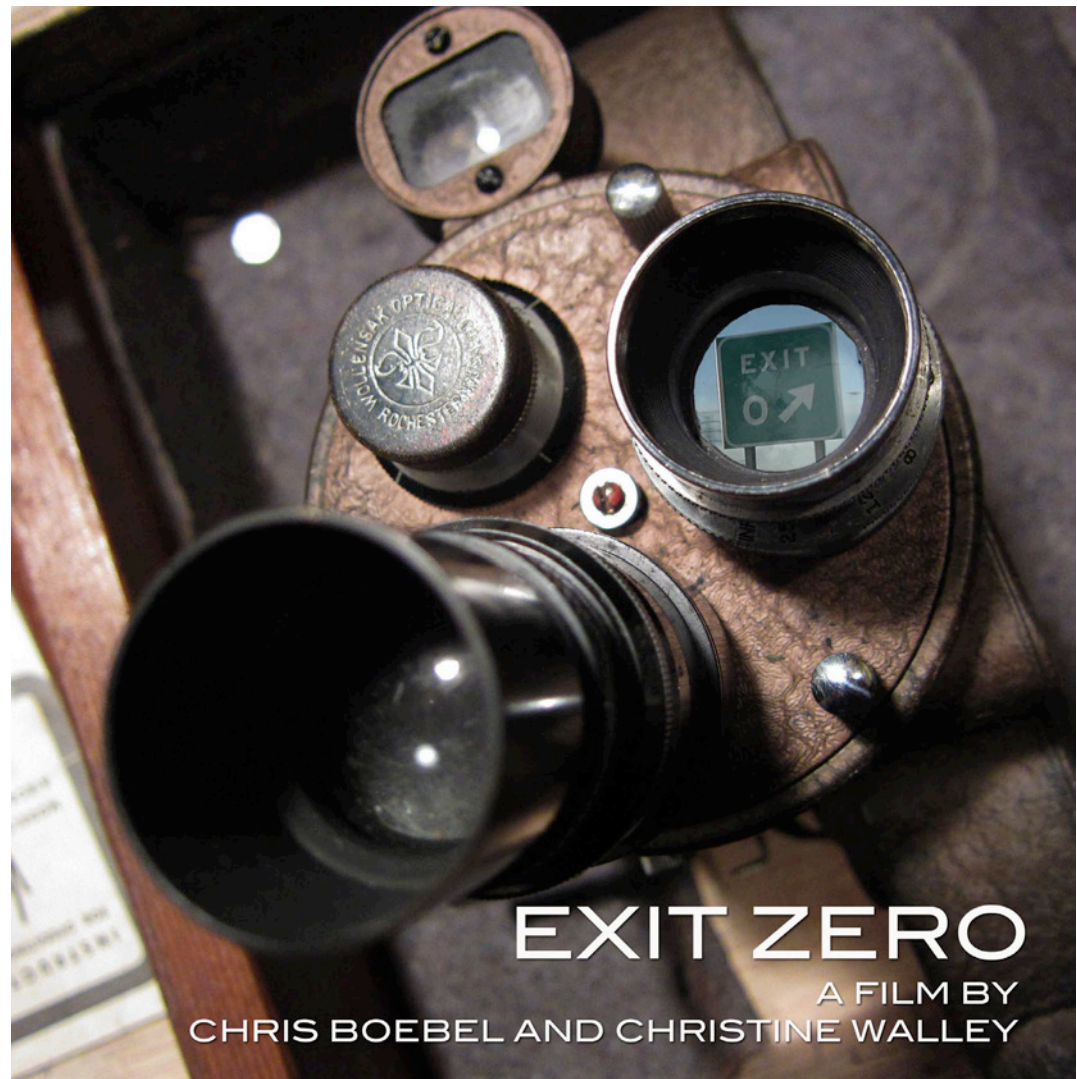




Dudley, Kathryn Marie. *The End of the Line: Lost Jobs, New Lives in Postindustrial America*. University of Chicago Press, 1997. © University of Chicago Press. All rights reserved. This content is excluded from our Creative Commons license. For more information, see <https://ocw.mit.edu/help/faq-fair-use/>.



Walley, Christine J. *Exit Zero: Family and Class in Postindustrial Chicago*. University of Chicago Press, 2013. © University of Chicago Press. All rights reserved. This content is excluded from our Creative Commons license. For more information, see <https://ocw.mit.edu/help/faq-fair-use/>.



EXIT ZERO

A FILM BY
CHRIS BOEBEL AND CHRISTINE WALLEY

© Chris Boebel and Christine Walley. All rights reserved. This content is excluded from our Creative Commons license. For more information, see <https://ocw.mit.edu/help/faq-fair-use/>.

Deindustrialization -

Between 1980 and 2014, 7 million industrial jobs were lost in the United States (many of those after 2000)

-Brookings Institute

In 1979, about 35% of U.S. workers were in unions

In 2021, in U.S., 6.3% of private sector and about 10.8% of workers overall including public sector were in unions

[over last few years, #s in public sector went up ½ % while #s in private sector continue to go down]

LIFE EXPECTANCY –

Beginning in 1998, for middle-aged whites with high school education, decreased life expectancy (including 80% increase in suicides and 4x increase in death by drugs and alcohol)

-from 2015 study by Princeton economists Anna Case and Angus Deaton [note: pre-COVID stats]

-more recent study from 2017 shows it's affecting middle-aged from all ethnic and racial groups; life expectancy for college educated continues to improve; live a decade longer than those with high school education

WAGES -

- real earnings of men with college and post graduate degrees rose by 25% to 50% between 1980 and 2017
- average weekly earnings for men with high school, some college and less than high school were 10% to 20% lower in 2017 than 1980
 - MIT report from *Taskforce on Work of the Future, 2020*

MIT OpenCourseWare
<https://ocw.mit.edu>

21A.461 What is Capitalism?
Fall 2021

For information about citing these materials or our Terms of Use, visit: <https://ocw.mit.edu/terms>.