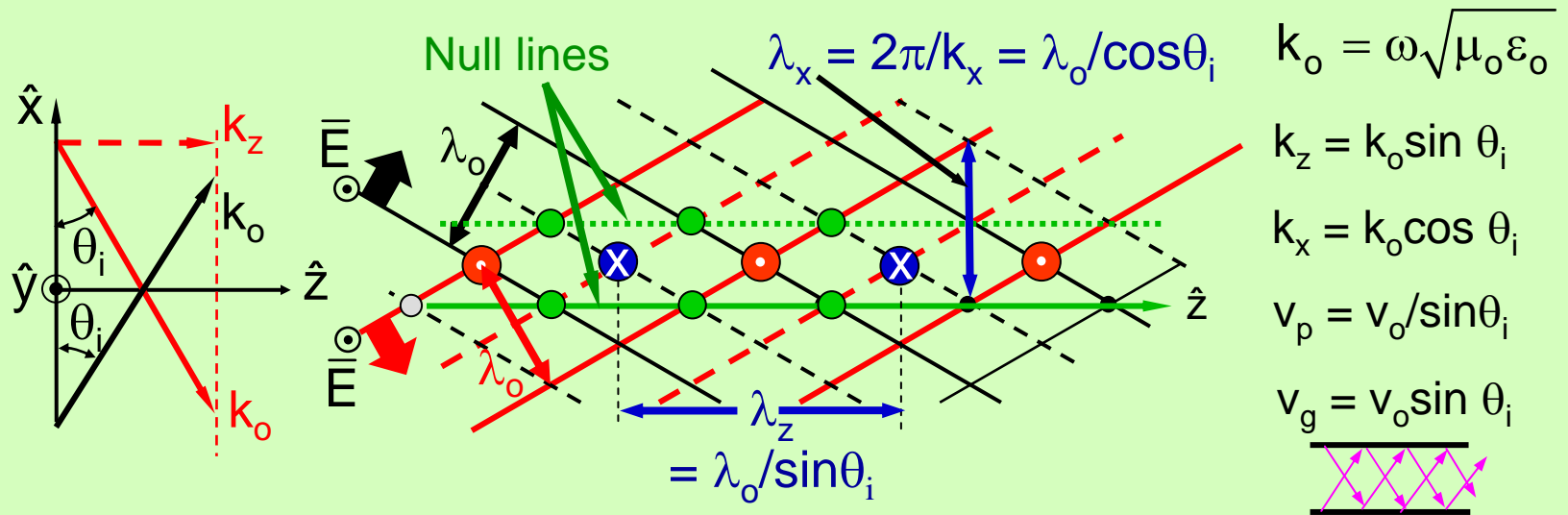


WAVEGUIDES AND SYSTEMS

Parallel-plate waveguide: TE case

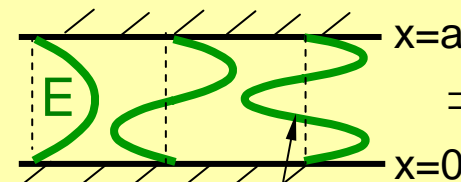
Plane wave interference satisfies boundary conditions



$$\bar{\mathbf{E}} = \hat{\mathbf{y}} \left(E_0 e^{jk_x x - jk_z z} - E_0 e^{-jk_x x - jk_z z} \right) = \hat{\mathbf{y}} 2j E_0 \sin k_x x \cdot e^{-jk_z z} \Rightarrow$$

$$\bar{\mathbf{H}} = -\frac{\nabla \times \bar{\mathbf{E}}}{j\omega\mu} = -\frac{1}{j\omega\mu} \left(\hat{\mathbf{z}} \frac{\partial E_y}{\partial x} - \hat{\mathbf{x}} \frac{\partial E_y}{\partial z} \right)$$

$$= \frac{2E_0}{j\omega\mu} (\hat{\mathbf{x}} \cdot k_z \sin k_x x - \hat{\mathbf{z}} \cdot jk_x \cos k_x x) e^{-jk_z z}$$



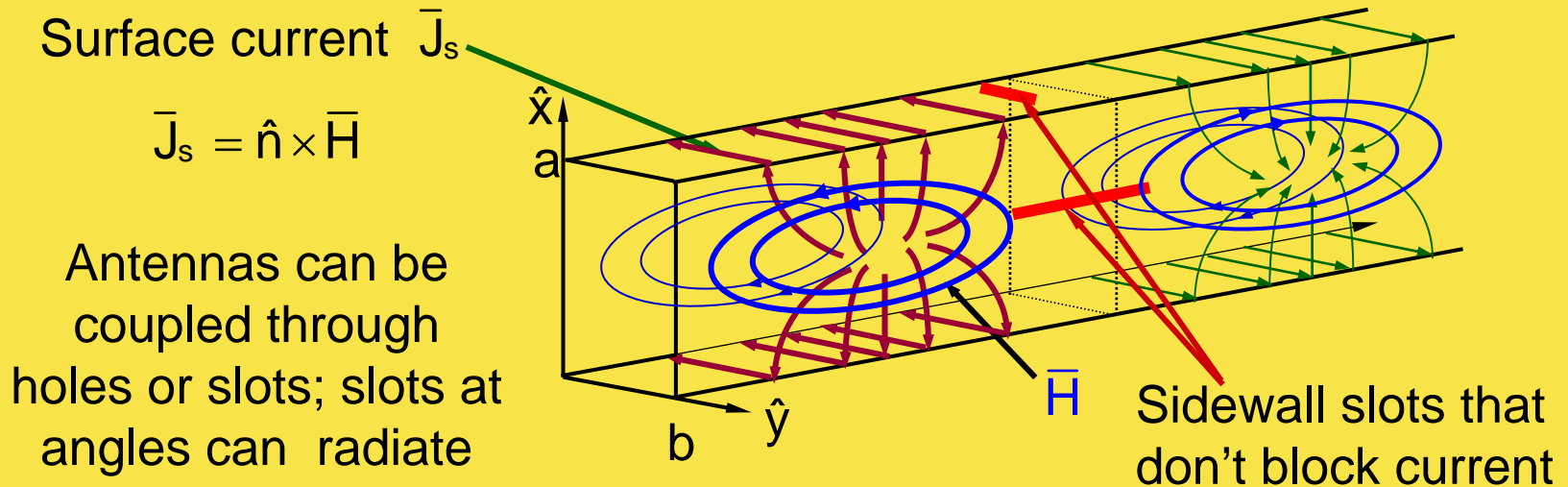
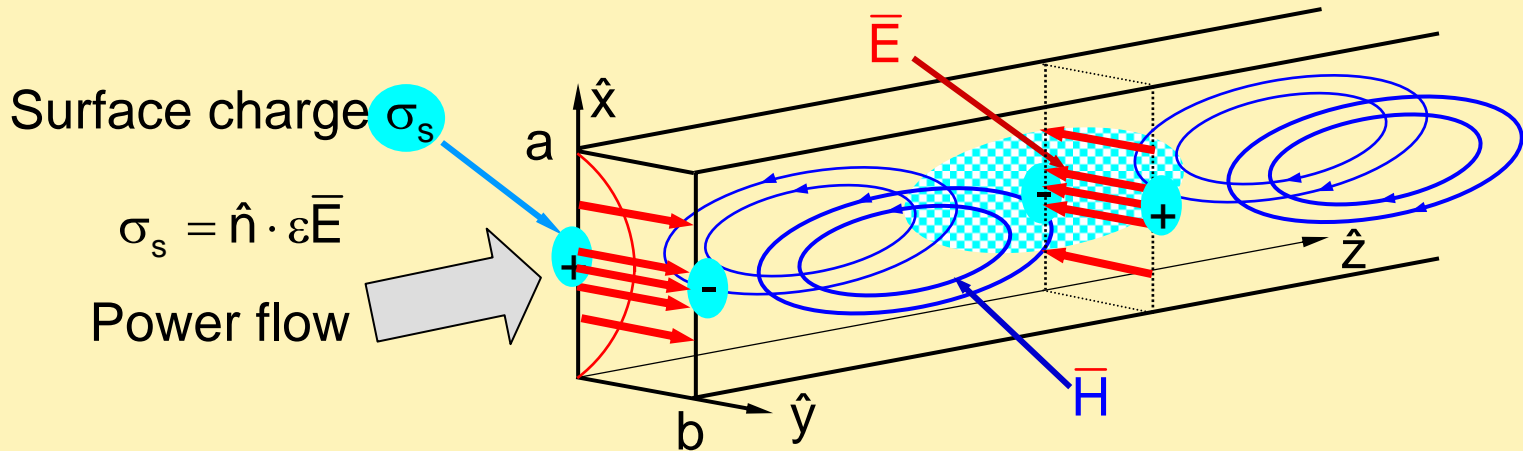
$m = 3$

$$k_x = m \frac{\pi}{a}$$

$$m \frac{\lambda_x}{2} = a$$

TE₁₀ WAVEGUIDE MODE

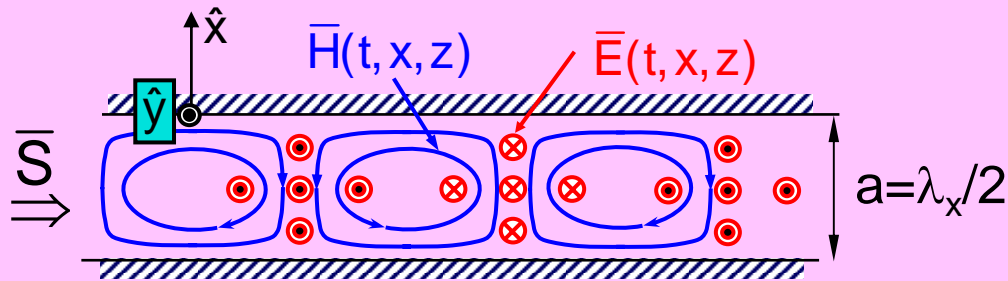
Add Sidewalls to TE₁ Parallel Plate Waveguide \Rightarrow TE₁₀:



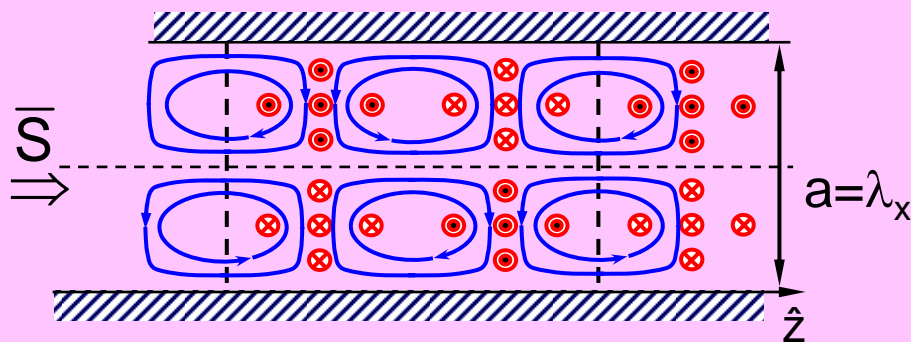
MODE PATTERNS - TE

TE modes: $\bar{\mathbf{E}} = \hat{y}2jE_0 \sin\left(m\frac{\pi}{a}x\right) \cdot e^{-jk_z z}$

TE₁ mode:

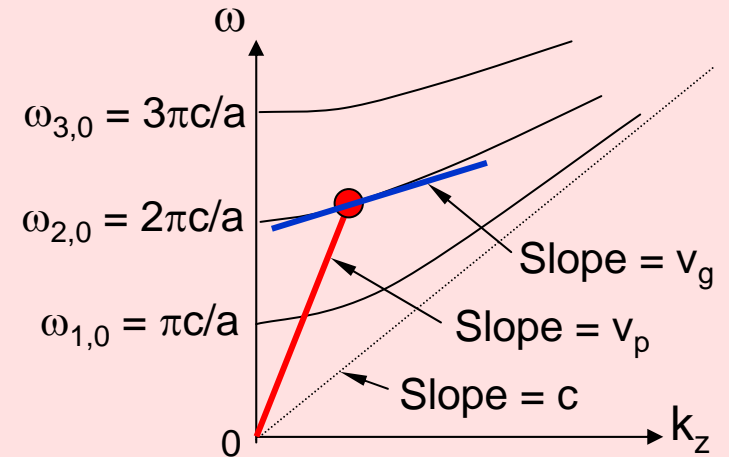


TE₂ mode:



$$k_z = \sqrt{\left(\frac{\omega}{c}\right)^2 - k_x^2} = \sqrt{\left(\frac{\omega}{c}\right)^2 - \left(\frac{m\pi}{a}\right)^2}$$

= 0 for 'cutoff frequency' ω_{mn}

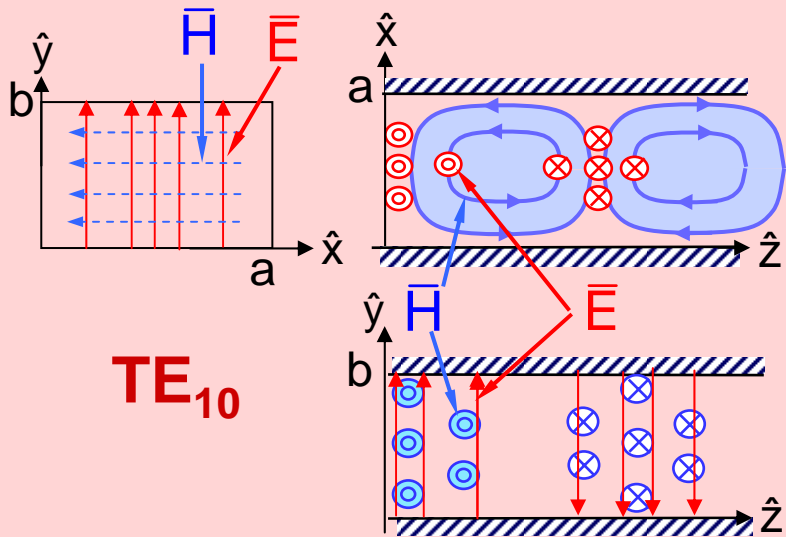


$$v_{\text{phase}} = \frac{\omega}{k_z}$$

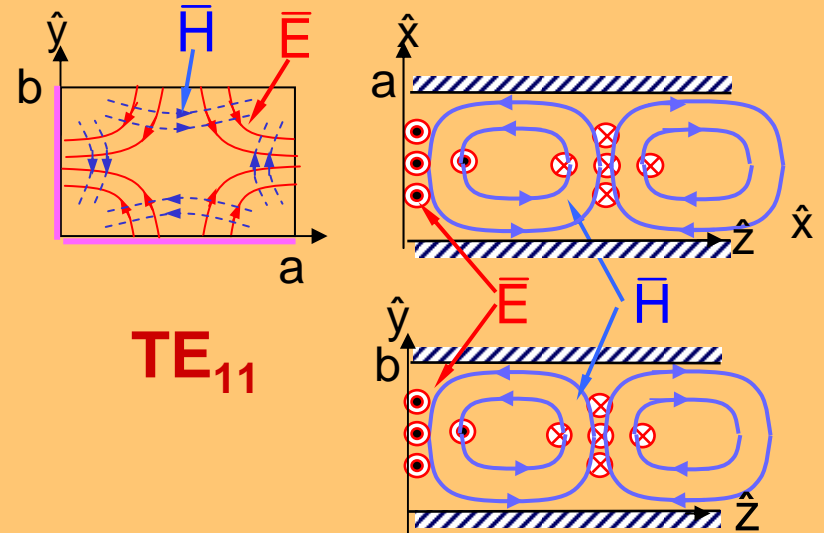
$$v_{\text{group}} = \frac{d\omega}{dk_z} \rightarrow 0 \text{ at } \omega_{\text{co}} = m\frac{\pi c}{a}$$

$$\omega < \omega_{\text{co}} \rightarrow k_z = j\alpha \rightarrow \text{Evanescent}$$

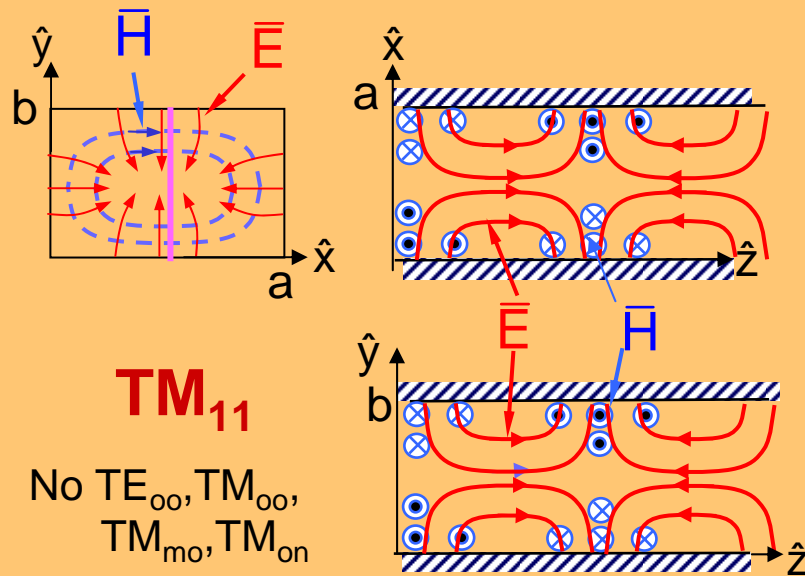
RECTANGULAR WAVEGUIDE MODES



TE_{10}



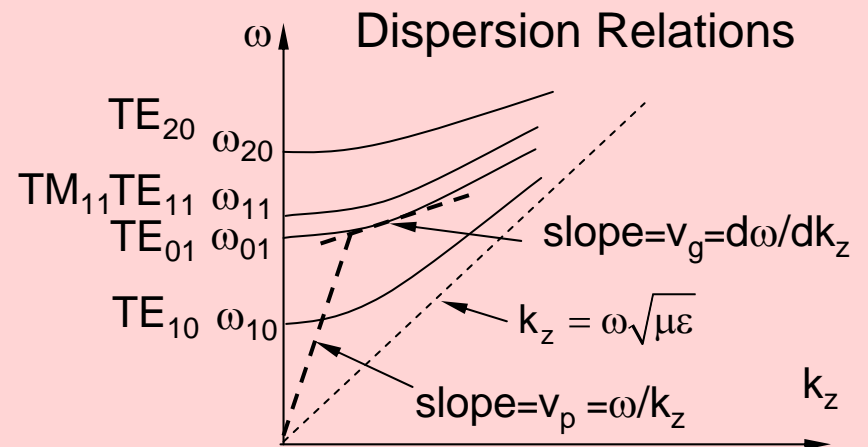
TE_{11}



TM_{11}

No $TE_{00}, TM_{00},$
 TM_{m0}, TM_{0n}

$$k_z = \sqrt{\left(\frac{\omega}{c}\right)^2 - \left(\frac{m\pi}{a}\right)^2 - \left(\frac{n\pi}{b}\right)^2} \quad TE(M)_{mn} : a < b$$



RECTANGULAR WAVEGUIDE DESIGN

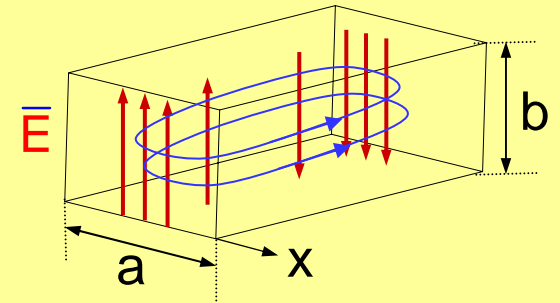
Modes and Dimensions:

TE_{m0} modes: $a = m\lambda_x/2$

$$\bar{E}_{m0} = \hat{y} \cdot E_0 2j \sin k_x x e^{-jk_z z}$$

$$k_z = \sqrt{(k_0^2 - k_x^2)} = \sqrt{\frac{\omega_0^2}{c^2} - \left(\frac{m\pi}{a}\right)^2} = 0 \text{ if } \omega_0 = \frac{mc\pi}{a}$$

$$\text{TE}_{mn} \text{ modes: } k_x = m\pi/a, k_y = n\pi/b \Rightarrow k_z = \sqrt{k_0^2 - k_x^2 - k_y^2} = \sqrt{\frac{\omega_0^2}{c^2} - \left(\frac{m\pi}{a}\right)^2 - \left(\frac{n\pi}{b}\right)^2}$$



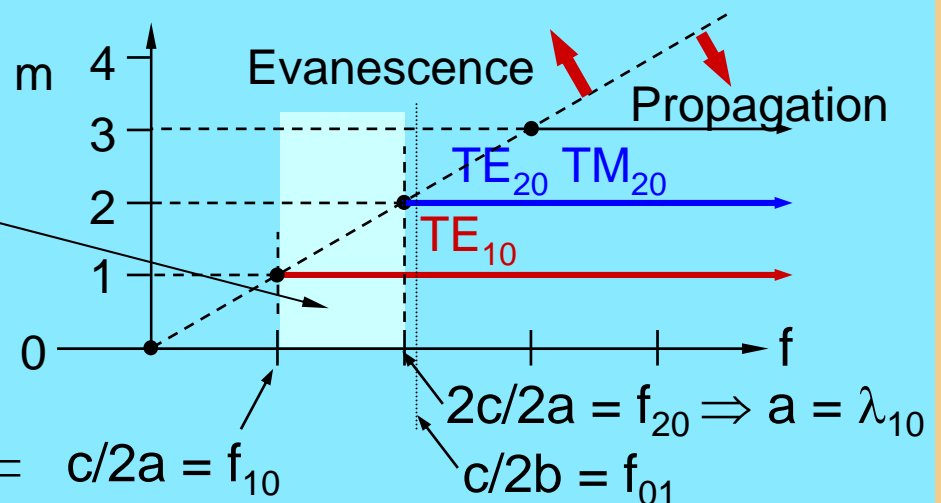
Cutoff Frequencies: $f_{m0} = \frac{mc}{2a}$; $f_{0n} = \frac{nc}{2b}$

Want $b \leq a/2$ so that

$$f_{01} \geq f_{20} = c/a \quad (f_{01} = c/2b)$$

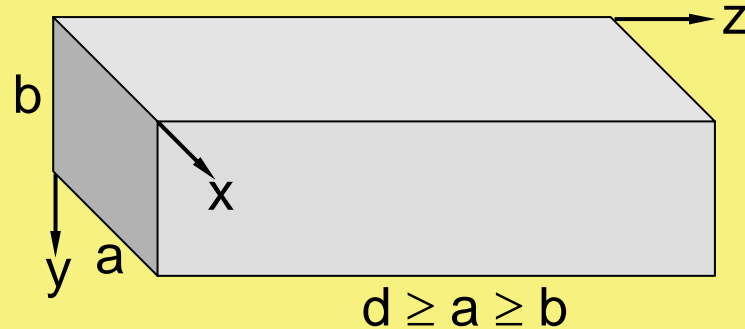
Single propagating mode
(if $a \geq 2b$) [TE₁₀]
(Two modes would interfere,
producing nulls in frequency)

$$a = \lambda_{10}/2 \leftarrow c/2a = f_{10}$$



CAVITY RESONATOR DESIGN

Derivation of resonant frequencies f_{mnp}



TE_{mn} waveguide modes:

$$a = m \frac{\lambda_x}{2}, \quad b = n \frac{\lambda_y}{2} \quad \Rightarrow \quad k_z = \sqrt{k_o^2 - k_x^2 - k_y^2} = \sqrt{\frac{\omega_o^2}{c^2} - \left(\frac{m\pi}{a}\right)^2 - \left(\frac{n\pi}{b}\right)^2}$$

Shortest side / Longest side

TE_{mnp} resonator modes: $a = m\lambda_x/2$, $b = n\lambda_y/2$, $d = p\lambda_z/2$

$$\Rightarrow k_z = \sqrt{k_o^2 - k_x^2 - k_y^2} = \frac{2\pi}{\lambda_z} = \frac{p\pi}{d} \Rightarrow \sqrt{\frac{\omega_{mnp}^2}{c^2} - \left(\frac{m\pi}{a}\right)^2 - \left(\frac{n\pi}{b}\right)^2 - \left(\frac{p\pi}{d}\right)^2} = 0$$

$$\Rightarrow \omega_{mnp} = c \sqrt{\left(\frac{m\pi}{a}\right)^2 + \left(\frac{n\pi}{b}\right)^2 + \left(\frac{p\pi}{d}\right)^2} \Rightarrow f_{mnp} = \sqrt{\left(\frac{mc}{2a}\right)^2 + \left(\frac{nc}{2b}\right)^2 + \left(\frac{pc}{2d}\right)^2}$$

CAVITY RESONATOR PERTURBATION

Work = force • distance = Δw

$$F_e \text{ [N/m}^2\text{]} = \rho_s E/2 \text{ (attractive)}$$

$$= \epsilon E^2/2; \langle F_e \rangle = \epsilon_0 E^2/4 = \langle W_e \rangle [\text{J/m}^3]$$

$$F_m \text{ [N/m}^2\text{]} = \bar{J}_s \times \bar{H} \mu_0/2 \text{ (repulsive)}$$

$$= \mu H^2/2; \langle F_m \rangle = \mu_0 H^2/4 = \langle W_m \rangle [\text{J/m}^3]$$

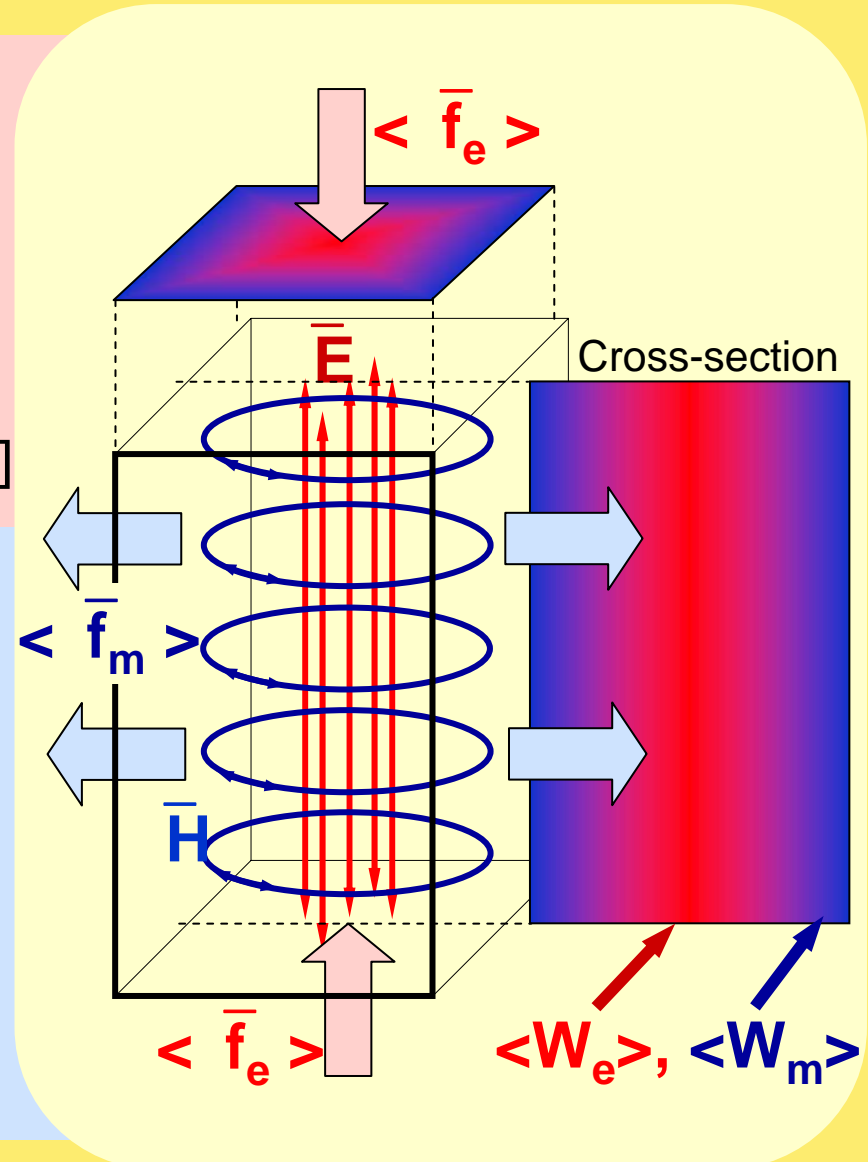
At resonance $\langle w_e \rangle = \langle w_m \rangle = w_T/2$

$w_T = n hf$, so $\Delta w_T = nh\Delta f$

$$\Delta f \text{ [Hz]} = \Delta w_T/nh = f (\Delta w_T)/w_T$$

$$\Delta f \text{ [Hz]} = f \bullet (\Delta w_m - \Delta w_e)/w_T$$

Thus pushing in the wall where W_m dominates does work and raises f_{mnp} ; where W_e dominates f_{mnp} drops

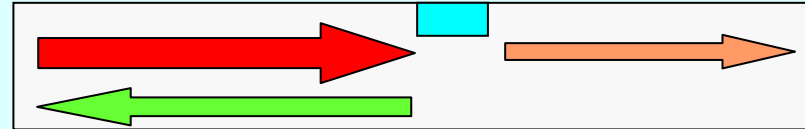


WAVEGUIDE SYSTEMS

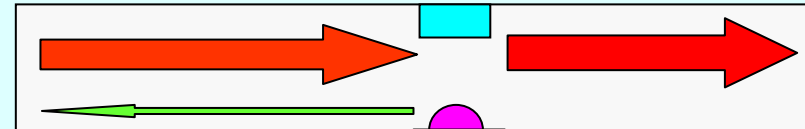
Physics of Matching:

Choose waveguide that propagates only one mode at f .
Structural discontinuities cause reflections; tuning cancels them.

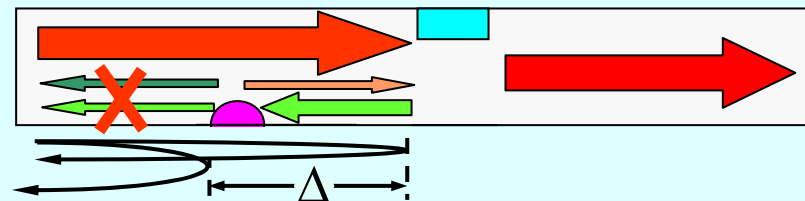
Given some reflecting obstacle:



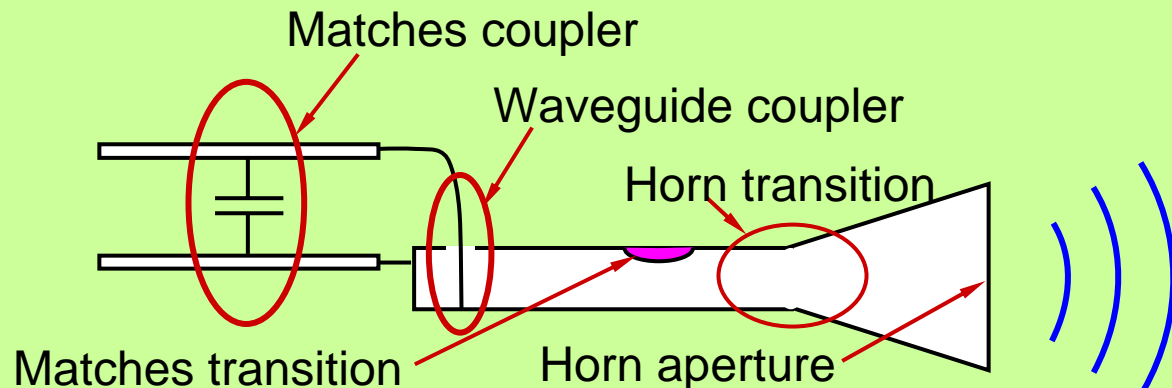
Cancel reactance \square with
 \cap [= $f(\text{freq.})$] near obstacle



Cancel reflection with offset
 \cap [magnitude and phase (Δ)]



Example:



MIT OpenCourseWare
<http://ocw.mit.edu>

6.013 Electromagnetics and Applications
Spring 2009

For information about citing these materials or our Terms of Use, visit: <http://ocw.mit.edu/terms>.